

## Issuance of Nagoya University Central Library Card

To use Central Library(to enter the Library,to borrow book, to use the seat and facilities of the Library),you need Student Card or Staff ID or Central Library Card(with IC chip or magnetic strip)

(January,2024)

	Object Person	Card Type	Requirement to Enter Library and Borrow Book	Responsible Department	Service Hours	Application	
						New	Renewal
Student	Full-time Student	Student Card with IC Chip and Magnetic Strip	Student Card	Registrar's Office	—		
	Auditing Student, Research Student, etc (not Full-time Student)	Student Card with Magnetic Strip	Student Card	Registrar's Office	—		
		Paper-made Student Card	「Central Library Card 【for NU Members】」 ※1	Information Desk of the Central Library	Weekdays 8 : 30-17 : 00	1) Paper-made Student Card 2) Application for Central Library Card (for NU Members)	1) Paper-made Student Card 2) Application for Central Library Card (for NU Members) 3) Central Library Card
Faculty and Staff	Faculty, Staff or Researcher	Staff ID Card with IC Chip and Magnetic Strip	Staff ID Card	General Affairs Division	—		
	Faculty, Staff or Researcher (not have Staff ID Card)	—	「Central Library Card 【for NU Members】」 ※1	Information Desk of the Central Library	Weekdays 8 : 30-17 : 00	1) Certificate of Employment※3 2) Application for Central Library Card (for NU Members)	1) Certificate of Registration※3 2) Application for Central Library Card (for NU Members) 3) Central Library Card
University	Gifu University Members	Central Library Card	「Central Library Card 【for Gifu Members】」	【Application】 Gifu University Library 【Issue】 Nagoya University Central Library・Medical Library	Differs Depending on the Library	1) Gifu University Student Card or Staff ID Card 2) Application for Central Library Card (for Gifu University Member)	1) Gifu University Student Card or Staff ID Card 2) Application for Central Library Card (for Gifu University Members) 3) Central Library Card
External User	External Users ※2	Central Library Card	「Central Library Card 【for External Users】」	Information Desk of the Central Library	Opening Hours - Until 30 Minutes Before the Library Closes	1) Identification Card※4 2) Application for Central Library Card (for External Users)	1) Identification Card※4 2) Application for Central Library Card (for External Users) 3) Central Library Card
	Library Friends Membership	Central Library Card	「Central Library Card 【for Library Friends Membership】」	Secretariat of Library Friends Membership	Postal Transfer Bank Transfer	1) Register Application Form 2) Annual Membership Fee (2000 yen)	1) Register Application Form 2) Annual Membership Fee (2000 yen)
	Members of Institute of Developing Economies (Based on Memorandum)	Central Library Card (IDE Members)	「Central Library Card 【for IDE Members】」	The Library of Institute of Developing Economies	Weekdays, First and Third Saturdays of Every Month 10 : 00-18 : 00	1) Staff ID・Identification Card 2) Application for Central Library Card (for IDE Members) *Please apply at the IDE Library and Receive Application Form.	1) Staff ID・Identification Card 2) Application for Central Library Card (for IDE Members) *Please apply at the IDE Library and Receive Application Form. 3) Central Library Card

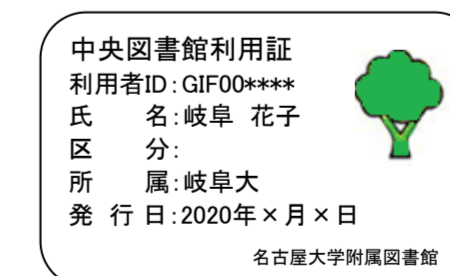
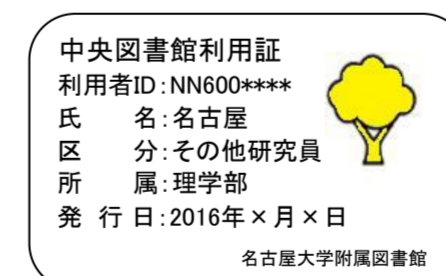
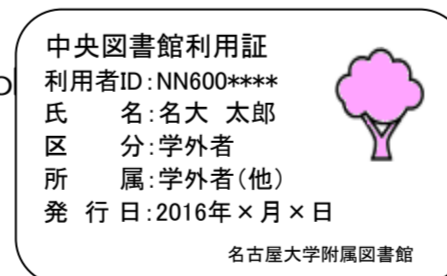
[Download Application](#)

[Download Application](#)

[Download Application](#)

[Download Application](#)

- ※1) If you are NU members and don't have Central Library Card, You can enter the library by writing your name on the visitors list, but cannot borrow books.
- ※2) Required conditions for application [More details can be found here.](#)
- ※3) Certificate of employment and employment period
- ※4) Document proving current living address (driving license, health insurance card, etc)



【Central Library Card for External Users】    【Central Library Card for NU Members】    【Central Library Card for Gifu Members】

【Contact details for student ID card, staff ID card, and Central Library Card】

Nagoya University Central Library Circulation Section (the department in charge of Library Card) : [Tel] 052-789-3678 (Weekdays 8 : 30-17 : 00)  
[Mail] lib-c-eturan@t.mail.nagoya-u.ac.jp