



4-2E Let's search ERIC

Education

On campus only

ERIC (Education Resources Information Center) is a database of education field sponsored by The U.S. Department of Education. There are journal articles and technical reports in database.

<How to access>

1. Open Nagoya University Library homepage https://www.nul.nagoya-u.ac.jp/index_e.html.
2. In Quick Links section select "Search Articles" and select "EBSCOhost".
3. Click on the "ERIC" on the EBSCOhost databases select screen.
 ※You can change the display language to move mouse pointer over Languages ▾ on the upper right side of the screen.

<How to search>

1. Enter search word(s) in search box. If you want to use logical operators (AND, OR, NOT), use several search boxes. Click on + you can increase search boxes.
2. If needed, set search criteria.
Select a Field Choose the search field such as "Author", "Descriptors", or "Education Level".
Limit your results Such as "Full Text" or "Publication Date". You can also use the limiters specific to ERIC (e.g. "Education Level", "Intended Audience").
3. Click on Search

The screenshot shows the EBSCOhost search page. At the top, there are navigation tabs: 'New Search', 'Thesaurus', 'Citation Matcher', and 'Indexes'. The search box contains the text 'computer'. Below the search box are three 'Select a Field (optional)' dropdown menus and a 'Search' button. To the right of the search box are 'Add search boxes' (+) and 'Clear' (-) buttons. In the top right corner, there is a 'NAGOYA UNIV' link and a 'Log out' button. Below the search box, there are links for 'Basic Search', 'Advanced Search', and 'Search History'. The 'Search Options' section is highlighted with a red box and contains 'Search Modes and Expanders' (with radio buttons for 'Phrase', 'Find all my search terms', 'Find any of my search terms', and 'Search by sentence') and 'Limit your results' (with checkboxes for 'Full Text', 'Peer Reviewed', 'Available on microfiche', and 'Journal Name').

On the upper left side of the screen other search functions are displayed. In ERIC you can use thesaurus terms. For details, refer to refer to **<Search using thesaurus terms>** on the backside.

<Search hints: devising your search>

[1] Replace a part of search word with symbol/ use multiple search words as phrase




- * Truncation ex.) "pharm"* → all words starting with pharm
- # Replace one or zero characters ex.) colo#r → color and colour
- " " ... Search multiple words as phrase ex.) "project based learning"

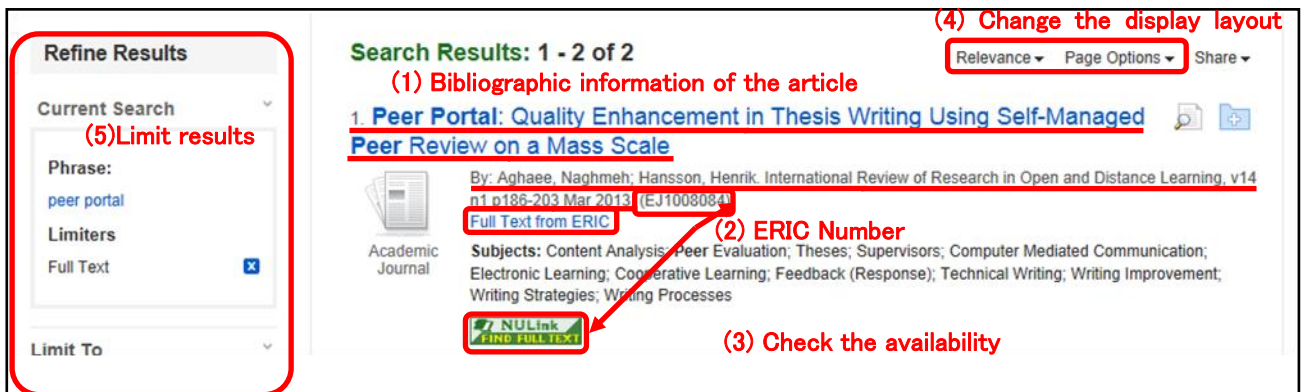
[2] Set logical relation between search words

- | | | | |
|-----|---------|---|-----------------------|
| AND | A and B | → | include both A and B |
| OR | A or B | → | include either A or B |
| NOT | A not B | → | include A, exclude B |

< Search results >

On the search result screen, information on the articles matching search criteria is displayed.

- (1) Bibliographic information on the article (e.g. title, authors, journal title). Point mouse over  to read the abstract. For more detailed information, click on the article title.
- (2) ERIC number of the article. It is necessary to ask for copies from other libraries. The first letter in ERIC number indicates the type of materials.
EJ000000: Journal ED000000: Document (e.g. Reports, proceedings)
- (3) Click on [Full Text from ERIC](#) or  [PDF Full Text](#) to read full text of the article. If there is no link to full text, click on  to find out the availability of the journal (e-journal or printed version) in Nagoya University.
- (4) Change the result list order and number of results per page. By default view order is set by "Relevance".
- (5) Set additional criteria to refine search results, such as "Linked Full Text", "Source Types", "Subject", or "Publication".



The screenshot shows the ERIC search results interface. On the left, a 'Refine Results' sidebar is highlighted with a red box, containing a 'Limit results' section with a red arrow pointing to 'peer portal'. The main search results area shows a list of results. The first result is highlighted with a red box and labeled '(1) Bibliographic information of the article'. The ERIC number 'EJ1008084' is highlighted with a red box and labeled '(2) ERIC Number'. The 'Full Text from ERIC' link is highlighted with a red box and labeled '(3) Check the availability'. The 'Page Options' dropdown menu is highlighted with a red box and labeled '(4) Change the display layout'.

< Search using thesaurus terms >

Here thesaurus means controlled vocabulary. Controlled term means representative concept of words which has many expressions, as synonyms or spelling variants. Using thesaurus terms you can get more precise results. Order search of thesaurus is as following.

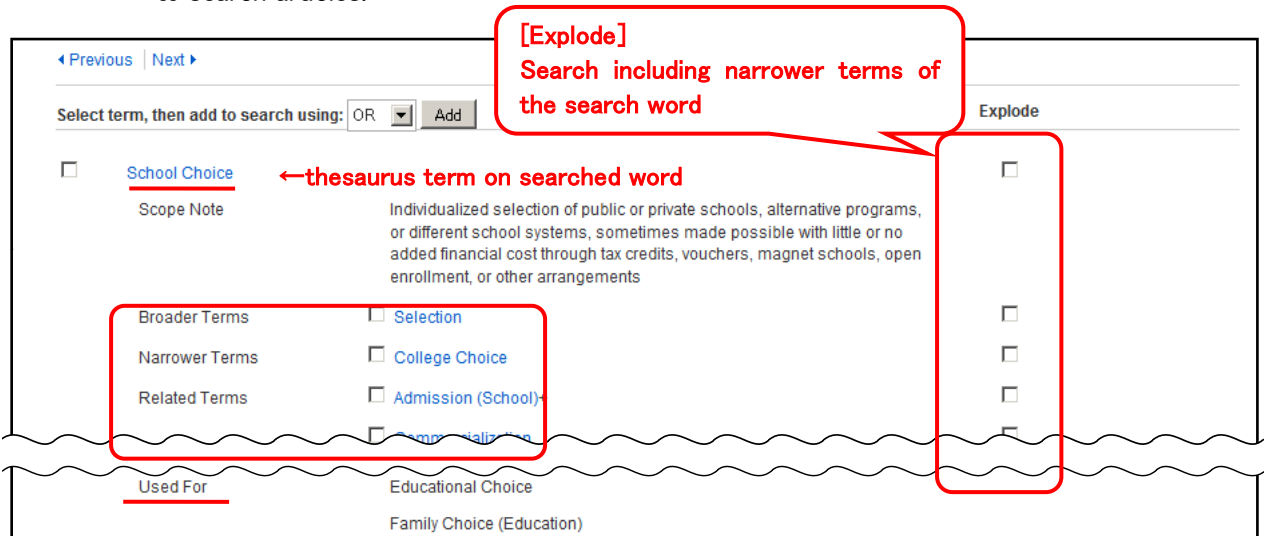
1. Click on [Thesaurus](#) in menu
2. Thesaurus terms search box will be displayed. Enter the words you want to search and click [Browse](#).
3. List of thesaurus terms will be displayed. Click on appropriate term to view detailed information.

(Click term to display details.)

[Intercultural Education](#) Use [Multicultural Education](#)

※ image on the left means that articles on "Intercultural Education" indexed as "Multicultural Education". In this case, click on "Multicultural Education" to show the list again.

4. Check required terms and click [Add](#), selected terms will be reflected in ERIC search box. Click on [Search](#) to search articles.



The screenshot shows the ERIC thesaurus search interface. The search term 'School Choice' is entered, and the 'Explode' checkbox is checked. A red box highlights the 'Explode' checkbox and is labeled '[Explode] Search including narrower terms of the search word'. A red arrow points to the 'School Choice' term and is labeled '←thesaurus term on searched word'. A red box highlights the 'Broader Terms' section, which includes 'Selection', 'College Choice', 'Admission (School)', and 'Family Choice (Education)'. A red box highlights the 'Used For' section, which includes 'Educational Choice' and 'Family Choice (Education)'.

↑ to search articles on "educational choice", "family choice" use thesaurus term "school choice"