



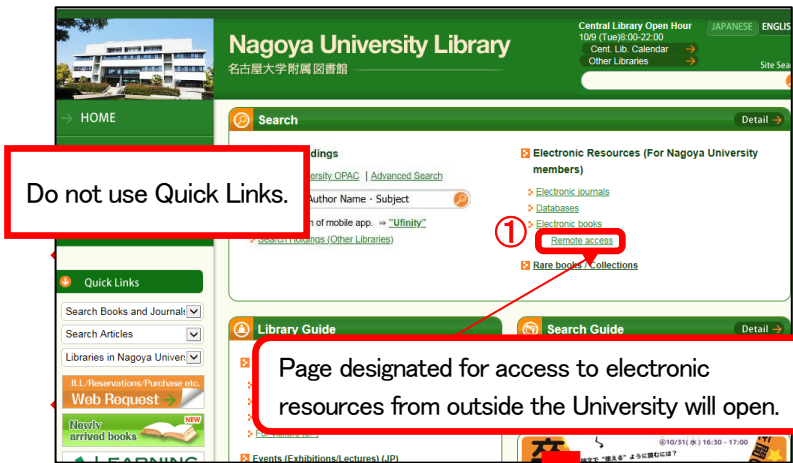
7-1E Accessing Electronic Journals and Databases Off Campus Using Remote Access Service

Certain databases entered into contracts with Nagoya University allow access to electronic resources (Electronic journals, Databases, etc.) from outside of the university as well.

- This is a service targeted to those currently enrolled in Nagoya University.
- Nagoya University ID and Password is required for use.
Regarding the University ID, please refer to <http://www.icts.nagoya-u.ac.jp/en/services/nuid/> at the Information and Communications web page.
- Some electronic resources cannot be accessed off campus due to contractual terms with the service provider.
- Access to electronic resources is done through a designated webpage. Please check the following procedure to learn the methods of access.

The following images are display screens of a PC. When accessing from a tablet, or a smartphone, the displays may partly vary.

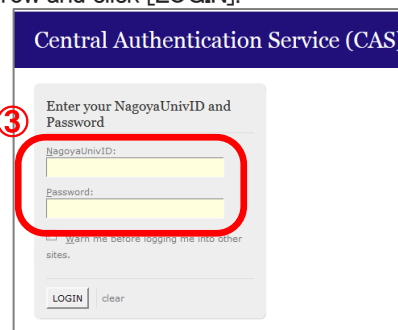
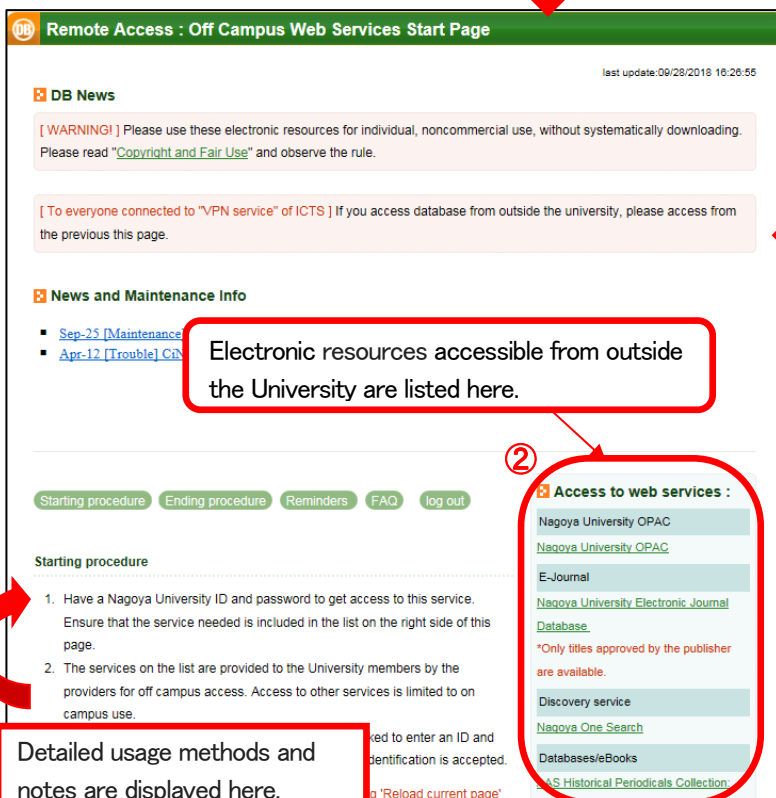
<Using Electronic Resources Off Campus (Remote Access)>



① On the Nagoya University Library homepage https://www.nul.nagoya-u.ac.jp/index_e.html click on Remote access under Search → Electronic Resources (For Nagoya University Members) → [Remote access]. Designated page will open in a new window. (Please note that you cannot use it if you are accessing from Quick Links etc.).

② Select and click on the electronic resource you want to use listed under [Access to web services] displayed on the right side of the [Remote Access: Off Campus Web Services Start Page].

③ When an authentication window opens, enter the Nagoya University ID in the upper row and password in the lower row and click [LOGIN].



Samples of Electronic resources accessible

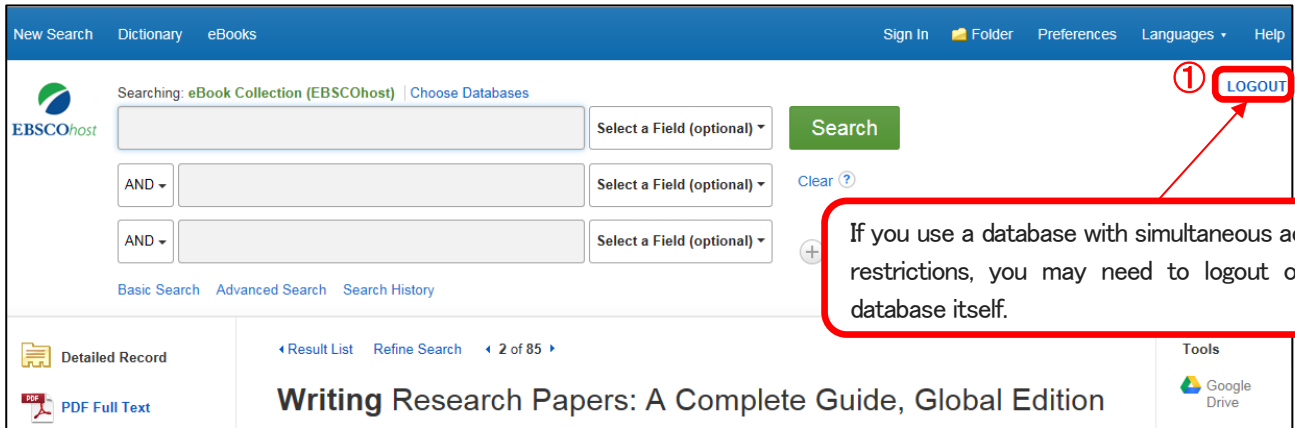
from outside the university

- Nagoya University Online Catalog (OPAC)
- Electronic Journals Access service
- Web of Science
- CiNii Articles
- EBSCOhost etc.

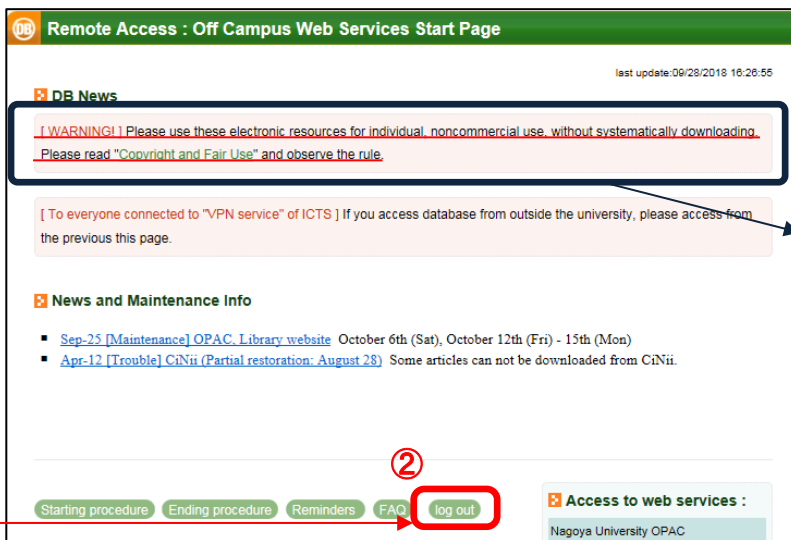
Electronic resources that are not listed cannot be used off campus due to contractual terms with the service provider.

<End using Electronic Resources Off Campus (Remote Access)>

- ① Close the electronic resources page in use. Click [Logout], [Logoff], etc. on the screen.
(Sample display: EBSCO eBook Collection)



- ② Log out from the proxy service. Again, click [log out] on the [Remote Access: Off Campus Web Services Start Page] in the Remote access page of the library homepage.



[!]
Please check the notes on using electronic resources. "Copyright and Fair Use" Detailed explanation page : https://www.nul.nagoya-u.ac.jp/ej/ej_atten.html
Library web page → Search → Electronic Resources (Nagoya University members) → Electronic journals → Copyright & Fair Use

- ③ Log out of CAS (Central Authentication Service). Click on [log out of CAS] in the [学外からの電子リソース利用・Log out] page.



For security reasons, log out from both ②proxy service and ③CAS.

This screen will be displayed after successful completion.